

With the continuing development of the electric industry, the composite Insulator which adopted synthesis insulation materials are popularized and applied rapidly by its excellent mechanical and electrical function, it becomes the new generation products replace the traditional porcelain outside insulation; high strength Epoxy poles provide inside insulation for products and sustain machine load. These products use new technology, which press connect of mold, mandril and metal terminal it is improved the improved improved the products' reliable, the characters as follows:

Superior electrical function and strength soiling. Excellent hydrophobicity of the silicon rubber shed improve the level of the soiling resistance, the wet withstand voltage and pollution resistance voltage are 2-2.5 times than equal porcelain insulator. so it reduce the soiling resistance accident's happening, guarantee the economic and reliable of the electrical met's operating.

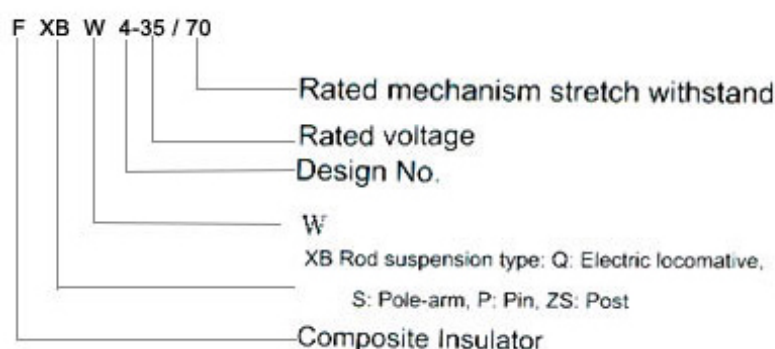
The epoxy poles are sustained inside of the composite Insulators have great tensile strength, are 2-3 times than common steel, and 8-10 times than high strength porcelain, so as to improved the mechanical capability of the products tensile.

The connection between terminal and mandril adopted advanced technology of press and and connector type. for guarantee the reliable mechanical strength of the products.

Silicon rubber material with superior with superior properties of high and low temperature resistance, climate resistance, heat and aging resistance, electric drode resistance. Composed solid structure with epoxy poles, ensured inside insulation against moist. And also needn't clean and safeguard during the raining.

Composite Insulators have small volume, light weight (for 1/4-1/8 as same voltage level porcelain insulators), use standardize structure of "ball and hole" connection, convenient to shipment to shipment and installation. Composite Insulators have excellent impulse resistance, shock resistance, and explode resistance.

Definition of model :



Main Dimensions and Standard Particulars :

ANSI Class	Fig	Main Dimension in (mm)		Creepage Distance in (mm)	Mechanical impact strength in-1b(N-m)	Time load test value 1b (kN)	Average flashover voltage			
							Power Frequency		Critical Impulse	
		D(max)	H				Dry Kv	Wet Kv	Positive Kv	Negative Kv
52-1	7	61/2(165)	51/2(141)	7(178)	4.5(5.0)	6000(27)	60	30	100	100
52-2	7	8(203)	53/4(146)	81/4(210)	50(5.5)	10000(44)	65	35	115	115
52-3	8	103/4(273)	53/4(146)	111/2(292)	55(6.0)	10000(44)	80	50	125	130

52-4	9	103/4(273)	53/4(146)	111/2(292)	55(6.0)	10000(44)	80	50	125	130
52-5	8	103/4(273)	53/4(146)	11(279)	60(7.0)	15000(67)	80	50	125	130
52-6	9	103/4(273)	53/4(146)	11(279)	60(7.0)	15000(67)	80	50	125	130
52-9	10	41/2(114)	61/4(160)	63/4(171)	45(5.0)	10000(44)	60	30	100	90

Outline Drawing:

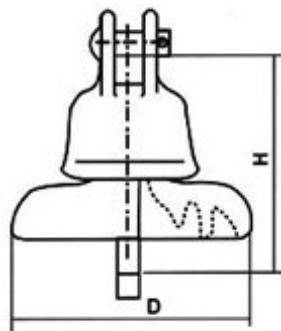


Fig 7

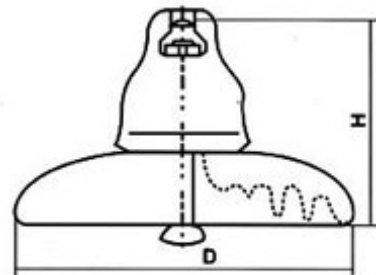


Fig 8

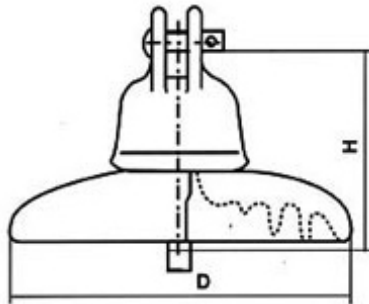


Fig 9

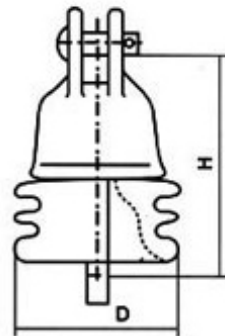


Fig 10